

DELANO

SPRINTER


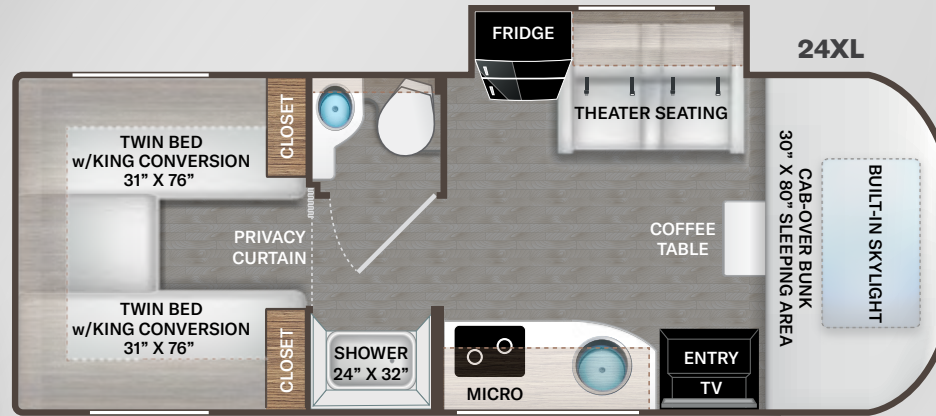
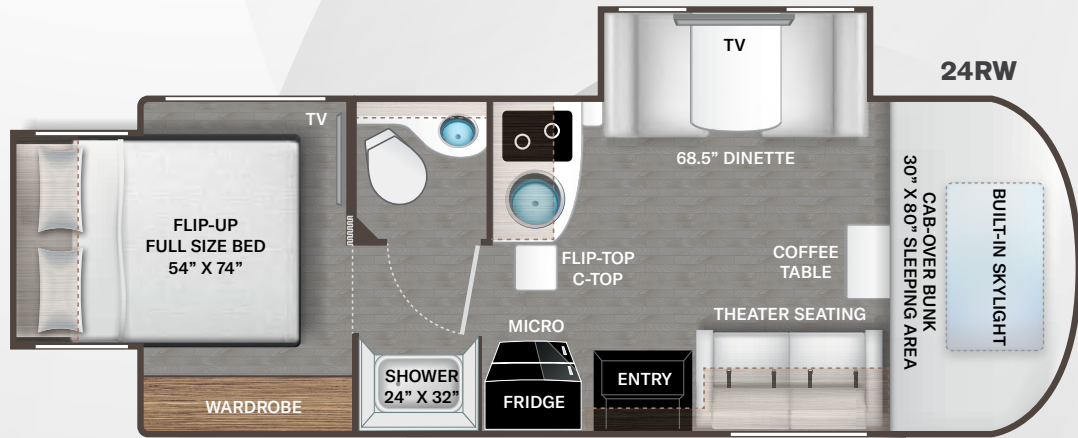
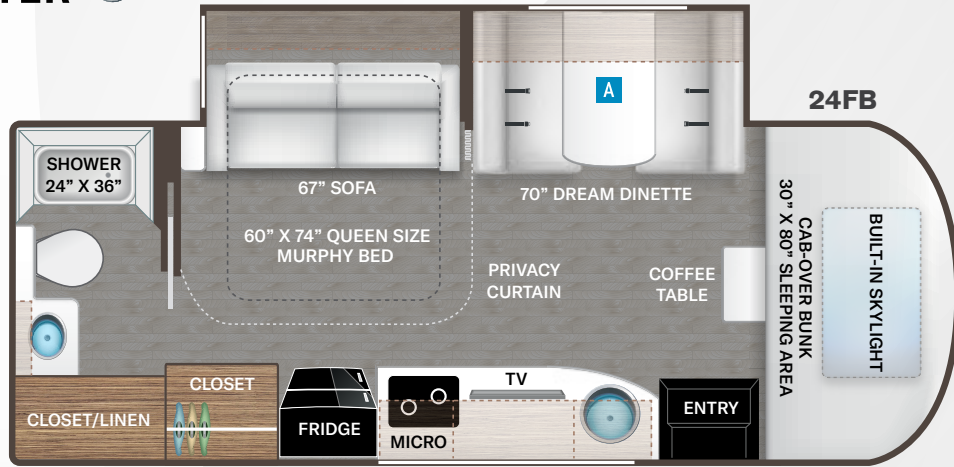


Use your phone's camera to find out more information. Just scan the code!

Option Available on Select Floor Plans:



OPTIONAL THEATER SEATING



CRESTVIEW



DELRAY



OCALA

DELANO

SPRINTER



Use your phone's camera to find out more information. Just scan the code!



P.O. Box 1486, Elkhart, IN 46515
Sales Department: 800.860.5658

CONSTRUCTION & EXTERIOR

- Mercedes-Benz® Sprinter Chassis
- Mercedes-Benz® Safety Package: Active Braking Assist, Attention Assist, Active Lane Keeping Assist, Wet Wiper System & Distance Regulator Distronic Plus
- Automatic Leveling Jacks with Touch Pad Controls
- Premium One-Piece Roof
- One-Piece Fiberglass Front Cap with Skylight & Interior Power Shade
- Full-Body Paint Package with Gel Coated Sidewalls, Invisible Front Paint Protection
- Side Hinged Slab Compartment Doors
- Pass-Through Rear Storage Compartment (24XL)
- Lighted Rotocast Storage Compartments
- Armless Power Patio Awning with Integrated LED Lighting
- Slideout Room Topper Awning(s)
- Electric Entry Steps
- Frameless Windows
- Collapsible Exterior Ladder Prep
- 5,000-lbs. Trailer Hitch

CONSTRUCTION & EXTERIOR OPTIONS

- Blind Spot Detection with Audible Alert

AUTOMOTIVE & COCKPIT

- Mercedes-Benz® Multimedia Dash Radio with Bluetooth®, Navigation & SiriusXM®
- Rearview Mirror with Back-up System
- Deluxe Heated/Remote Exterior Mirrors
- Swivel/Electric/Heated Driver & Passenger Captain's Chairs with (2) Two Filler Cushions & Removable Coffee Table
- Cockpit Carpet Mat
- Tilt Leather Steering Wheel with Audio Buttons to Control Dash Radio

- Cruise Control
- Power Windows & Door Locks
- Map Light
- Upgraded Windshield Privacy Close-Off Panels
- Fiberglass Running Boards
- Keyless Entry System
- Aggressive Matte Black Wheels

INTERIOR

- Rubber Tread Entry Steps w/Lighted Step Well
- Residential Vinyl Flooring
- 80" Interior Ceiling Height
- Soft Touch Vinyl Ceiling
- LED Lighting
- Ceiling Ducted Air Conditioning System
- Cab-Over Sleeping Area w/Telescoping Ladder
- High-Gloss Euro-Style Cabinetry with Complementary Cabinet Door Hardware
- Leatherette Dream Dinette® Booth with Storage Drawer(s) & Single Child Safety Tether (24FB & 24TT)
- Leatherette Dinette with Two (2) Storage Drawers (24RW)
- Leatherette Sofa Electric Murphy Bed Conversion with Queen Size Mattress (24FB)
- Leatherette Theater Seating with Removable Table (24RW & 24XL)
- Wireless Phone Charger with USB Plug (24FB, 24RW & 24TT)
- Window Privacy Roller Shades

INTERIOR OPTIONS

- High-Gloss Euro-style Cabinetry
- Electric Theater Seat with Footrests & Tables IPO Dinette (24FB & 24TT)

KITCHEN

- 12-volt Refrigerator
- Pressed Laminate Kitchen Countertops with Under Mounted Sink with Sink Cover
- Pop-up Countertop Outlet & Charging Center for Electronics (24FB, 24TT & 24XL)
- Glass Protective Cover & Task Lighting Above Cooktop
- Two Burner Gas Cooktop with Glass Cover & Electric Start
- Convection Microwave Oven with Air Fryer
- Flip-Up Countertop Extension (24RW)
- Large Stainless Steel Single Bowl Sink & Faucet with Pull-Down Sprayer
- Kitchen Waste Basket
- 12-volt Ceiling Vent with Wall Switch (24FB, 24RW & 24TT)

BEDROOM & BATHROOM

- Full Size Bed (24RW)
- Queen Size Bed (24TT)
- Queen Size Murphy Bed (24FB)
- Fabric Covered Twin Beds - Convert to Full Unit Width Bed (24XL)
- Bedspread & Pillow Shams (24FB, 24RW & 24TT)
- Wall Cubby with Net & USB Charging Port Next to Bed (24FB, 24TT, & 24XL)
- Power Charging Center for Electronics
- Bedroom 12-volt Outlet for CPAP Machine
- 12-volt Attic Fan with Cover in Bedroom (24RW & 24XL)
- Shower w/Curved Anti-Microbial Shower Curtain
- Foot Flush Porcelain Toilet
- 12-volt Attic Fan with Cover in Bathroom (24FB, 24TT, & 24XL)
- Power Bath Vent (24RW & 24XL)

ENTERTAINMENT

- 40" SMART TV in Living Area (24RW)
- 32" SMART TV in Living Area (24FB, 24TT & 24XL)
- 32" SMART TV in Bedroom (24RW & 24TT)
- Satellite Mounting Backer in Roof
- Winegard® Connect™ 2.0 WiFi/4G/TV Antenna

ELECTRICAL & PLUMBING

- 50 State 4.0 kW LP Generator
- 30-amp Shoreline Power Cord
- Automatic Transfer Switch w/ Power Protection
- Battery Disconnect Switch
- Rapid Camp+® Multiplex Electrical Control System
- 12-volt Auxiliary House Battery
- 200-watt Solar Charging System with Solar Panel and Power Controller
- Expandable Solar Port
- 1,000-watt Inverter for Entertainment Systems and Select Outlets
- Single, High Output, Roof Air Conditioner with Heat Pump
- Tankless Water Heater
- Whole Coach Water Filter Prep
- Holding Tanks with Heat Pads (24FB, 24TT & 24RW)

- 360° Siphon® RV Holding Tank Vent Cap
- Black Tank Flush System
- Winterization Swan Valve System
- Outside Shower
- Exterior LP Connection



For a complete listing of specifications and available features, visit: thormotorcoach.com/delano

IMPORTANT—PLEASE READ: This brochure reflects product design, fabrication, material, components and specifications at the date of printing, which date is disclosed below. Please visit us online at ThorMotorCoach.com or consult with your selling dealership for the latest in standards, options, specification and technical information. Photographs in the brochure may depict optional equipment or may only be available in certain floor plans. Components, appliances and the chassis may have been manufactured in a calendar year before the vehicle's designated model year. All capacities are approximate. The actual length of the vehicle may differ from that indicated in the brochure due to variances in the manufacturing processes and/or installed components. All dry weights are based on standard model features and do not include optional features or equipment. Component part and appliance manufacturers issue limited warranties covering portions of the vehicle not covered under the limited warranty we issue. Copyright Thor Motor Coach, Inc. © MY 05/12/2025

SPECIFICATIONS	24FB	24TT	24RW	24XL
Chassis	M-B Sprinter	M-B Sprinter	M-B Sprinter	M-B Sprinter
Gross Vehicle (GVWR)	12,125 US / 11,030 CA	12,125 US / 11,030 CA	12,125 US / 11,030 CA	12,125 US / 11,030 CA
Gross Combined (GCWR)	15,250	15,250	15,250	15,250
Wheel Base	170.3"	170.3"	170.3"	170.3"
Exterior Length (w/o ladder)	25'-8"	24'-9"	25'-8"	25'-8"
Exterior Height (w/AC)	11'-2"	11'-2"	11'-2"	11'-2"
Exterior Width (w/o mirrors)	90"	90"	90"	90"
Interior Height (living area)	80"	80"	80"	80"
Awning Size	15'	15'	15'	15'
Fuel (gal)	24.5	24.5	24.5	24.5
LPG (lbs)	40.9	40.9	40.9	40.9
Fresh/Waste/Gray Water (gal)	30 / 38 / 38	30 / 38 / 38	30 / 38 / 38	30 / 30 / 37
Water Heater (gal)	Tankless	Tankless	Tankless	Tankless
Furnace (BTUs)	20,000	20,000	20,000	20,000
Exterior Storage Capacity (cu. ft.)	34.8	31.9	31.9	78.2
Hitch Rating (lbs.)	5,000	5,000	5,000	5,000